

WARRANTY  
**5** YEAR

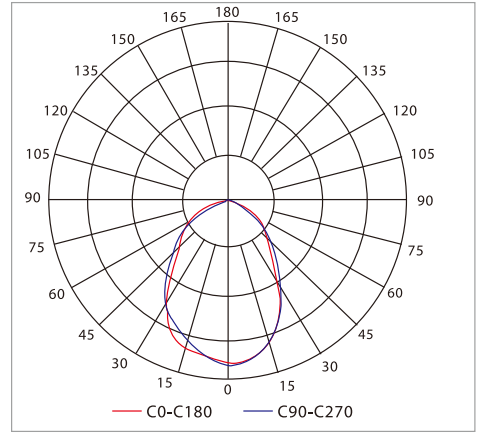
**IP65**

**-40~+40 °C**

**BARN LIGHT**

TLT-SL02A

PHOTOMETRIC

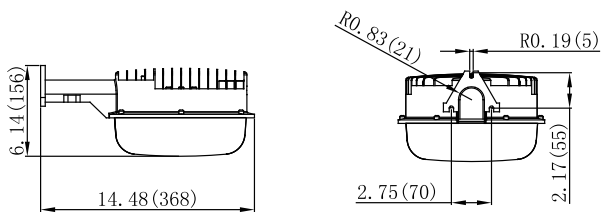


PRODUCT PARAMETERS


| MODEL        | VOLTAGE (V) | WATT(W) | 4000K EFFICACY (LM/W) | 4000K LUMENS (LM) | BEAM ANGLE (H-V) | REPLACE      | DIMMING | ETL& CETL | DLC | CRI | POWER FACTOR | AVAILABLE CCT(K) |
|--------------|-------------|---------|-----------------------|-------------------|------------------|--------------|---------|-----------|-----|-----|--------------|------------------|
| TLT-SL02A-40 | 120-277     | 40      | 120                   | 4800              | Type V           | 100-175W HID | N/A     | ✓         |     | >75 | >0.92        | 4000<br>5000     |
| TLT-SL02A-40 | 347-480     | 40      | 120                   | 4800              | Type V           | 100-175W HID | N/A     | ✓         |     |     |              |                  |
| TLT-SL02A-50 | 120-277     | 50      | 110                   | 5500              | Type V           | 150-250W HID | N/A     | ✓         | ✓   |     |              |                  |

For the 5000K products, the EFFICACY and LUMENS will be about 3-5% higher

DIMENSION Inch(mm)



INSTALLATION



PACKAGE INFORMATION

| MODEL        | INNER BOX (MM) | MASTER CARTON (MM) | QTY/CTN | NET WEIGHT(KG) | GROSS WEIGHT(KG) | CUBIC METER |
|--------------|----------------|--------------------|---------|----------------|------------------|-------------|
| TLT-SL02A-40 | N/A            | 390*270*170        | 1       | 1.8            | 2.4              | 0.018       |
| TLT-SL02A-50 | N/A            | 390*270*170        | 1       | 1.9            | 2.5              | 0.018       |

OPTIONAL ACCESSORIES



10KV SPD



INSTALLATION POLE